



Farming Equipment & Technology Fund 2024

M800 Squeeze Cattle Crush FETF61



1002398-01

Featuring 84 Acoustic Dampening Points, the M800 Squeeze is the quietest, most feature packed crush IAE have ever produced. The marriage of the Manual Yoke and Squeeze Body provides a great platform for a wide range of cattle breeds and sizes.

- Includes a manually operated full-length head yoke
- Four fully opening side doors
- 760mm - 285mm internal width using manually operated squeeze
- 20mm anti-slip rubber floor
- Galvanised to BS EN ISO 1461
- For compliance, must be purchased with a Cattle Crush Extension or Sliding Gate

M800 Full Access Cattle Crush FETF59



1002396-01

- Includes a manually operated full-length head yoke
- Four fully opening side doors on each side
- 760mm internal width
- 20mm anti-slip rubber floor
- Galvanised to BS EN ISO 1461
- For compliance, must be purchased with a Cattle Crush Extension or Sliding Gate

A800 Squeeze Cattle Crush FETF61



1002395-01

The A800 Squeeze combines our Automatic Yoke with a Squeeze Body. A combination of 81 Acoustic Dampening Points ensures a quiet and secure environment for handling cattle.

- Includes a fully automatic head yoke with auto reset facility
- Four fully opening side doors
- 760mm - 285mm internal width using manually operated squeeze
- 20mm anti-slip rubber floor
- Galvanised to BS EN ISO 1461
- For compliance, must be purchased with a Cattle Crush Extension or Sliding Gate

A800 Full Access Cattle Crush FETF58



1002397-01

- Includes a fully automatic head yoke with auto reset facility
- Four fully opening side doors on each side
- 760mm internal width
- 20mm anti-slip rubber floor
- Galvanised to BS EN ISO 1461
- For compliance, must be purchased with a Cattle Crush Extension or Sliding Gate

Crusader Plus Cattle Crush FETF59



F045 2012 03

- Includes a manually operated lever style head yoke
- Two rails and a sheeted side panel can be removed for side access
- 740mm internal width
- Anti-slip rubber floor
- Galvanised to BS EN ISO 1461
- For compliance, must be purchased with a Cattle Crush Extension or Sliding Gate

Highland Cattle Crush FETF327CA



F045 2009 01


- Designed specifically for handling cattle with horns
- Fronted by a manual scissor style yoke and front gates
- Four fully opening side doors on each side
- Side access gained through two side doors
- Anti-slip rubber floor
- Galvanised to BS EN ISO 1461
- For compliance, must be purchased with a Sliding Gate

MK4.5 SuperScoop FETF62

- Restricts the side to side movement of the animals head, providing increased safety for both the animal and handler
- reduces the risk of animals going down in the crush
- Includes a quick release function, even when under pressure
- Steel components galvanised to BS EN ISO 1461
- When purchased for an 800 Series Cattle Crush, the relevant fitting kit is required



F045 2200 30



Foot Trimming Kit FETF63

- Designed to be added onto either the Saracen and Chieftain Crushes (F045 2100 01) or the 800 Series Crushes (1002393-01)
- Both include a belly harness and manual front and rear leg winches with lifting straps



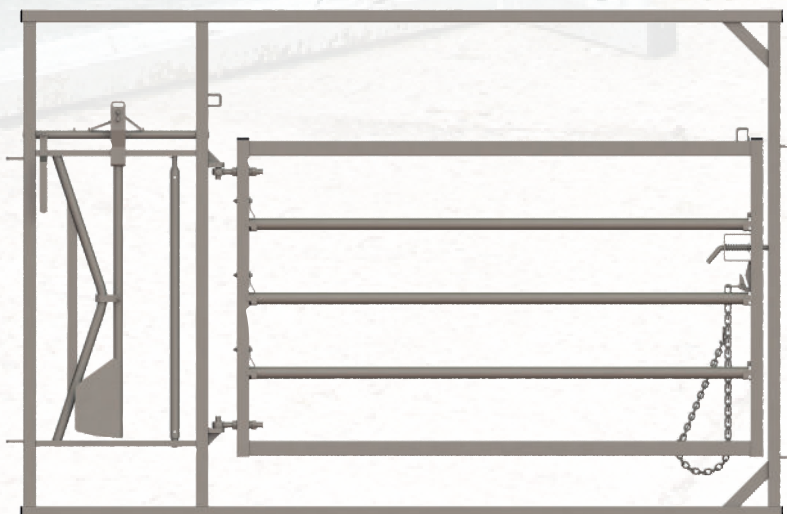
F045 2100 01

1002393-01

Deluxe Calving Hurdle FETF65

- Creates a temporary calving hurdle by swinging a gate sat within a frame through 90 degrees
- Three removable rails allow for caesarean sections to be performed or for the calf to suckle from its mother
- Full length adjustable head yoke for safe restraining of cows
- A chain assemble secures the cow within the hurdle, prevent backwards movement
- 3050mm long

F040 2013 20



Fixed Cattle Handling System FETF57

Key features:

- 7 Rail Holding pens
- 3m radius fully Stockboard clad circular forcing pen
- 8m race - available straight, full or part Stockboard (top space open)
- Integrated sliding stop gate in race
- Fully galvanised
- Bespoke systems available

!New & Improved!

Sheep System D Plus FETF70

- Suitable for 100 Sheep
- Includes: Gathering Pen, Forcing Pen, Drafting Race, Dosing Race and side pens
- Approximately 8600mm long x 4880mm wide

1000349-01

- 3050mm x 915mm stand in footbath is included
- Swing and slide gate allows the forcing pen to be full all of the time
- Sheeted race can be tapered if required when working on lambs
- Heavy duty galvanised
- Bespoke systems available

Sheep System A Starter Kit FETF243A

- Heavy duty, 4 rail, 5000mm Race
- Includes: Guillotine Gate, Drafting Gate, 2400mm Sheeted Hurdles and Coupling Rods
- Drafting race allows animals to be sorted at the end of the race
- Additional hurdles can be attached via the drilled lugs
- Race can be tapered for working with lambs
- Heavy duty galvanised

F051 2202 08





Turnover Crate

FETF241A


- Fully adjustable height and width to suit a wide variety of breeds and sizes of sheep
- Wheeled operation allows sheep to rotate on its own axis and so requires less effort from the operator
- Access to the rear of the animal can be gained via the back gate if required
- Wheels and handles are available at an extra cost
- Animal is present with their feet forwards to the operator for ease of working

1001130-01

Draftmaster

FETF75

- Eligible when purchased in conjunction with a Gallagher TW1 scale or a weigh scale of higher specification
- Robust digital weigh crate
- Ability to record individual animals along with their weights
- Suitable for monitoring live weight gains over a period of time
- Compatible for use with EID
- Twin drafting doors featured on each side panel allow animals to be drafted left, right or straight on through the spring loaded exit gate
- Supplied with built in load cells as standard



1002451-01



Single Sided Lamb Creep Shelter

FETF238A

- Features a full length adjustable creep aperture
- Designed to provide lambs shelter from the weather whilst keeping creep feed dry
- Feed hopper can be removed to just provide a shelter
- Supplied with four 254mm x 25mm rubber bore wheels
- Length: 2440mm, width: 1200mm, height: 900mm

F035 2001 01

Sheep Water Trough

FETF304SH

- Length: 1200mm, Width: 457mm, Depth: 267mm
- Capacity: 136 litres
- Suitable for use with a rotational grazing system
- Galvanised to BS EN ISO 1461
- For compliance, must be purchased with a service box and High Pressure Ball Valve c/w Float

F020 2003 04



Badger Defence Trough

FETF96

- Cattle Feed Trough complete with rollers on each edge to reduce the chances of badgers making contact with the feed.
- *Both items required for compliance

F030 2016 30* Trough only

F030 2016 30* Kit only





Sheeted Door

- Constructed from a galvanised steel 50mm x 50mm outer frame and 50mm x 30mm infills
- Clad with 1mm pre-galvanised sheet steel
- Available in a range of heights from 1270mm

FETF309 SH/PI/POU/CA

- Minimum height: 1200mm
- Minimum length: 1200mm

FETF310 SH/PI/POU/CA

- Minimum height: 1200mm
- Minimum length: 2400mm

FETF311 SH/PI/POU/CA

- Minimum height: 1200mm
- Minimum length: 4200mm

2500kg Wired Loadbars

FETF79SH/PI/CA

- Electronic load bars
- Weight capacity - up to 2500kg
- Suitable for use with IAE Cattle Crush Range



2500kg Wireless Loadbars

FETF79SH/PI/CA

- Electronic load bars
- Weight capacity - up to 2500kg
- Suitable for use with IAE Cattle Crush Range
- Wireless connection to Gallagher weigh scale or mobile device



Gallagher TW1 Weigh Scale

FETF78SH

- Manual and automatic weight locking options
- Assign visual tag against weight and EID number
- Calculate average daily weight gain and carcass weight
- Individual animal notes and weight recorded
- Review full animal history in the yard



EID Handheld Devices

FETF81 SH/PI/CA Gallagher HR5 (B123 0350 05)

FETF82 SH/PI/CA Gallagher HR4 (B123 0350 04)

- RFID Technology suitable for individual reading and re-recording of animals
- Ability to record individual weights, treatments, births and movements
- Capable of exporting data to a computer based software package for the active monitoring of livestock (HR5 only)



For more information or support visit www.iae.co.uk or alternatively contact us on +44 (0)1782 332320

