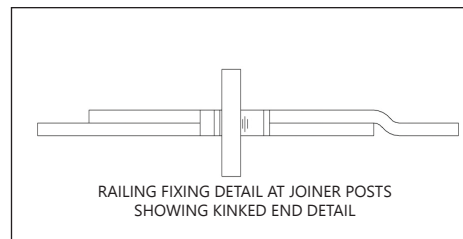
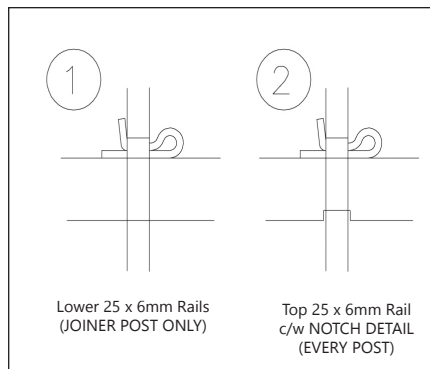
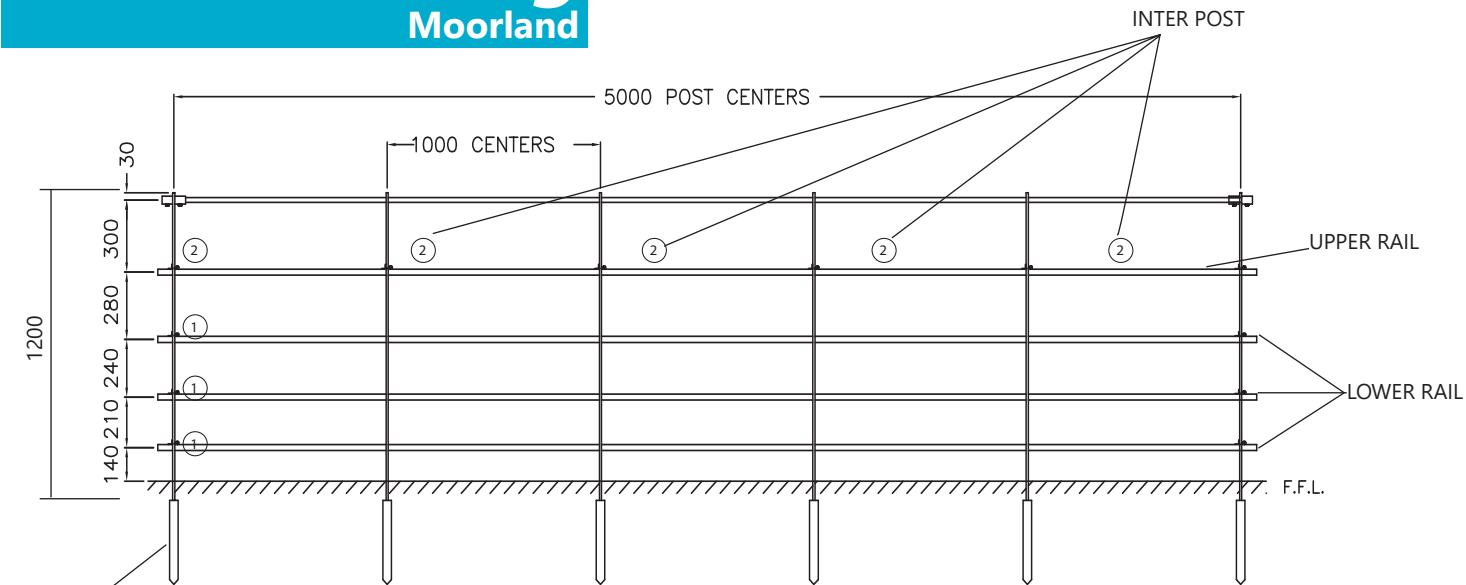


Estate Fencing

Moorland

PRODUCT INFORMATION



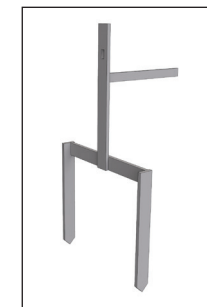
Moorland Specification

PANEL/POSTS


QTY/5MTR SECTION

Joiner Post	40 X 10	1
Inter Post	40 X 10	4
Upper Rail	25 X 6	1
Lower Rail	25 X 6	3

GROUND FIXING OPTIONS



Devils Claw
Ground Fixing



Thrust Plate
Ground Fixing

Features:

- ▶ Manufactured in accordance with BS 1722 Pt. 8
- ▶ Hot Dip Galvanised to BS EN ISO 1461
- ▶ Supplied loose in 5mtr lengths

Suitable for:

- ▶ Country Estates
- ▶ Parks and Open Spaces
- ▶ New Build Housing Developments

TEL: 01782 339320
FAX: 01782 339323
fencing@iae.co.uk
www.iae.co.uk

